



CLIENTE _____

RIF. CLIENTE _____ DATA _____

PEZZI	COLORE	DIMENSIONI		TIPO MISURA (barrare)		TELAIO (barrare)		NUM. ANTE	ART. (scegliere tra le tipologie in basso)	ALTEZZA TRAVERSO	RETE TELO PANNELLO (se diverso da alluminio brunito)
		LARG.	ALT.	LUCE	FINITA	Z	L				
				ML	MF	Z	L				
				ML	MF	Z	L				
				ML	MF	Z	L				
				ML	MF	Z	L				
				ML	MF	Z	L				
				ML	MF	Z	L				
				ML	MF	Z	L				

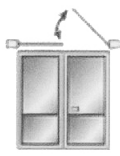
APERTURA CON VISTA INTERNA A SPINGERE




ART. A




ART. B




ART. C




ART. D




ART. E




ART. F




ART. G




ART. H




ART. I



ART. L



ART. M



ART. N

NOTE

FIRMA